

# Imagine Learning

## Cloud Login Requirements



### Browser

#### Google Chrome



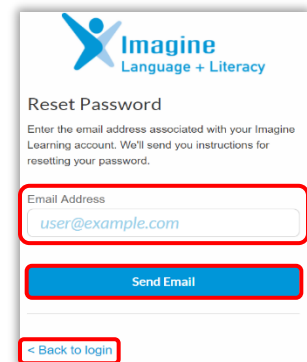
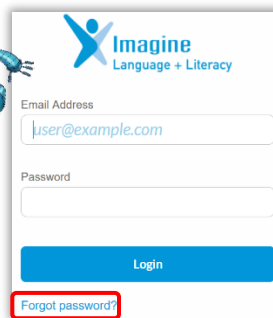
- For best user experience, use the Chrome browser.
- If your device does not have the Chrome browser, you will need to write a HEAT ticket to your school technician.

### Teacher Login

- **Browser:** Google Chrome
- **URL:** my.imaginelearning.com
- **Username/ EMAIL:** dadeschools email address
- **Password:** (Must create new password.)

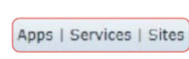
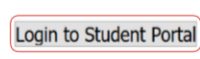
#### How to Create or Reset Password?

- Click '**Forgot password?**'.
- Enter your dadeschools email address.
- Click '**Send Email**'. Follow instructions in email to reset your password. Jot down your new password.
- Click '**<Back to login**'. Use your dadeschools email address and new password to login.



### Student Login

- Student Portal via dadeschools.net
- If using desktop app/icon, must restart computer to load the new app.
  - Student credentials for the app remain the same. Username and password is the student ID



### Site Code 1200390

- If asked for server address/site code, please enter: **1200390**

### School Administrator Accounts

- All principals were emailed the new administrator account username and password. This account should be shared with all assistant principals and site experts that oversee Imagine Learning in the school and need to monitor usage and progress.